

ARTA® Lending  
ARTA® Lending Plus Home Equity  
ARTA® Lending for Credit Unions  
ARTA® ARM Early Disclosure  
ARTA® Home Equity Early Disclosure  
ARTA® ARM/HE Early Disclosure

#### Index History Update

Wolters Kluwer updates the rate histories for indexes regularly. Your software download contains an index history update executable file named according to the month and year it was released. For example: **ALIndexUpdate\_[Month]\_2019.exe**

#### The following indexes are supported:

- 6 Month LIBOR Index - WSJ
- 1 Year LIBOR Index - WSJ
- 1-Year Treasury Index
- 3-Year Treasury Index
- 5-Year Treasury Index
- 10-Year Treasury Index
- 26-Week T-Bill Rate
- National Average Contract Rate
- 11th District FHLB Cost of Funds
- Wall Street Journal U.S. Prime Rate
- JP Morgan Chase Bank Prime

#### Information You Need to Know

- When you install each full release of the program, the program automatically updates your indexes to whatever was current when that version of the program was originally created.
- We also publish an Internet-based ARTA Lending index update monthly. The monthly index update is available on our Product Download Site (PDS).
- If the indexes automatically updated with the latest full release meet your needs, then you do not need to download or install the monthly index update from our PDS.
- The Internet-based updates will be located in the ARTA Lending downloads area of our [Product Download Site](#).
- This index history update information applies to the entire ARTA Lending family of products.


## Installing the ARTA Lending Index History Update from the Web Site

1. Shut down ARTA Lending (or other ARTA Lending family product). If ARTA Lending is installed on a network, verify all users have exited out of the program.
2. Verify you have administrative access to the location where ARTA Lending is currently installed. If you are not sure how to do this, please contact your network administrator or technical consultant.
3. Effective January 2019, the Index Update files will be available via the Product Download Site (PDS). Select the link to the PDS site:  
<https://admin.wolterskluwerfs.com/STS/login?signin=b2f3d38381f14c5575d1a2d783d61410>
4. Login to PDS:






A screenshot of a login form for the Product Download Site (PDS). The form has a light gray background and a white border. It contains the following elements: a 'Username' label above a text input field; a 'Password' label above a text input field with the placeholder text 'Enter your password'; a 'Forgot password?' link in blue text; a blue 'Log In' button; and a footer with the text '© 2019 Wolters Kluwer and/or its affiliates. All rights reserved. Subject to Terms & Conditions. Version: 3.0.1.3095'.

5. Select the desired Index Update and select Download:



A screenshot of the Wolters Kluwer Product Download site. The page has a blue header with the Wolters Kluwer logo and navigation links for 'Download', 'Admin', and 'Reports'. A green 'Product Download' button is on the right. Below the header is a search bar with a 'Search By' dropdown and a 'Search' button. A table lists the available index updates with columns for 'Title', 'Version', 'Type', and 'Download'. The first row is highlighted in yellow.

Title	Version	Type	Download
ARTA Lending January 2019 Index Update		Other	
ARTA Lending ARMHE 2018.4	2018.4	Release	
ARTA Lending Credit Union 2018.4	2018.4	Release	

6. When prompted to open or save, select **Save** to save the file to your Downloads folder. Or select **Save As** to save the file to an alternate location.
7. After the download is complete, navigate to the folder and double-click to open the **ALIndexUpdate\_[Month]\_2019.ZIP** file.

## Wolters Kluwer Financial Services

### ARTA® Lending

8. Then double-click the index history update executable file, select **OK** on the **RUN** window. You will receive a welcome screen with a message displayed. After reading the message, select **NEXT** and the files will be copied to your ARTA Lending installation.
9. When the install is done, select **FINISH**. The next time you start ARTA Lending the program will automatically import the updated indexes.

### What's Next?

We will continue to provide monthly index updates on the PDS site. Please note that we update the rates as they become available to us, and some rates are only published on a quarterly basis.

### Questions? Contact SupportLine

- E-Mail via our support Web site at <http://support.wolterskluwerfs.com>
- Phone: 1-800-274-2711 Ext. 124021

Our technical support staff is available Monday through Friday, 7 A.M. to 7 P.M.

